


# Board of Advisors Budget Review

October 24, 2016



# OSU-Cascades Budget Overview

---




## Revenues

- State Allocation
- Tuition & Fees
- Other



## Expenses

- Fee Remissions
- Instructional
- Research
- Student Services
- Building & Operations
- Other Administrative

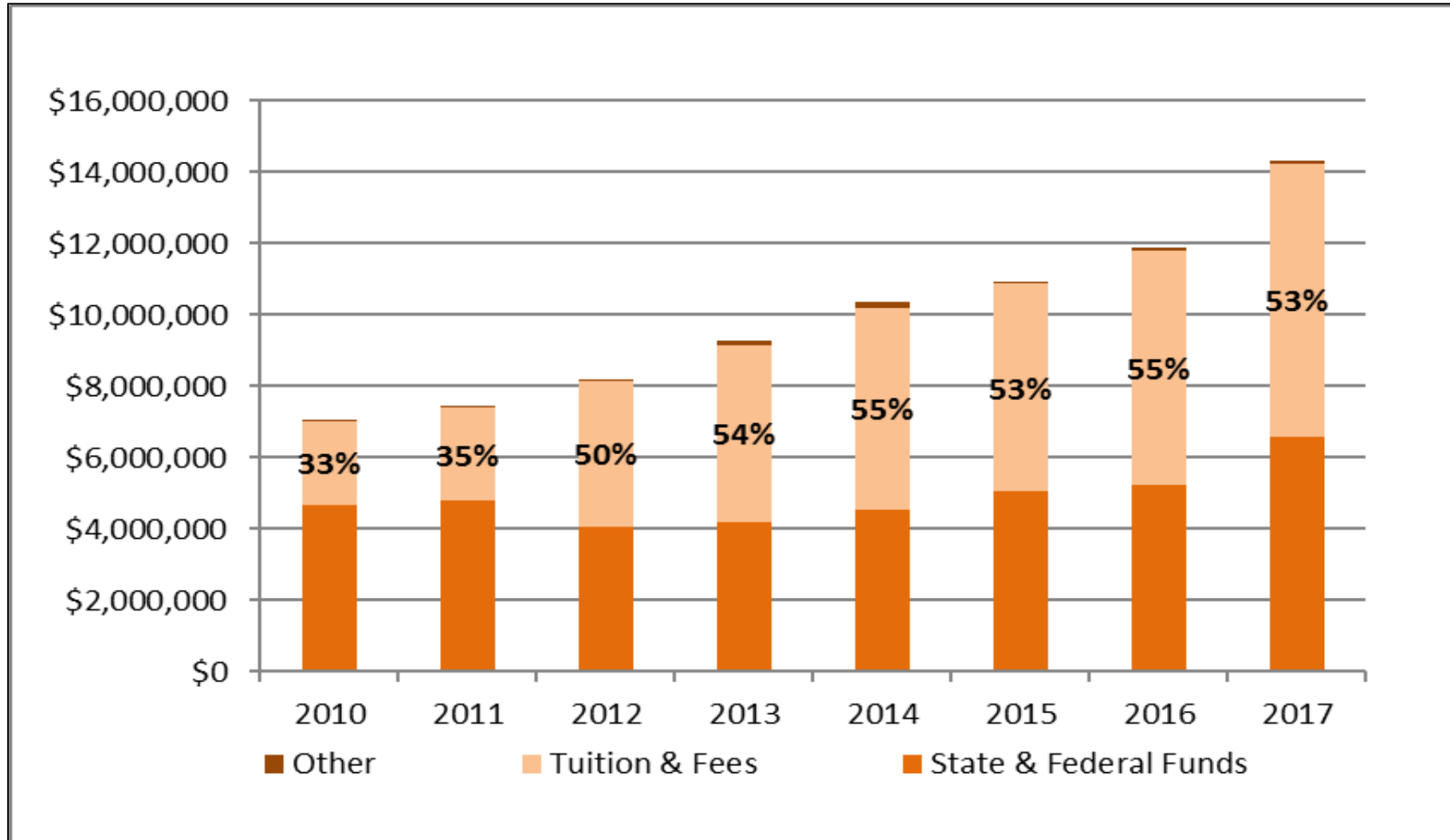


# OSU-Cascades GF Budget

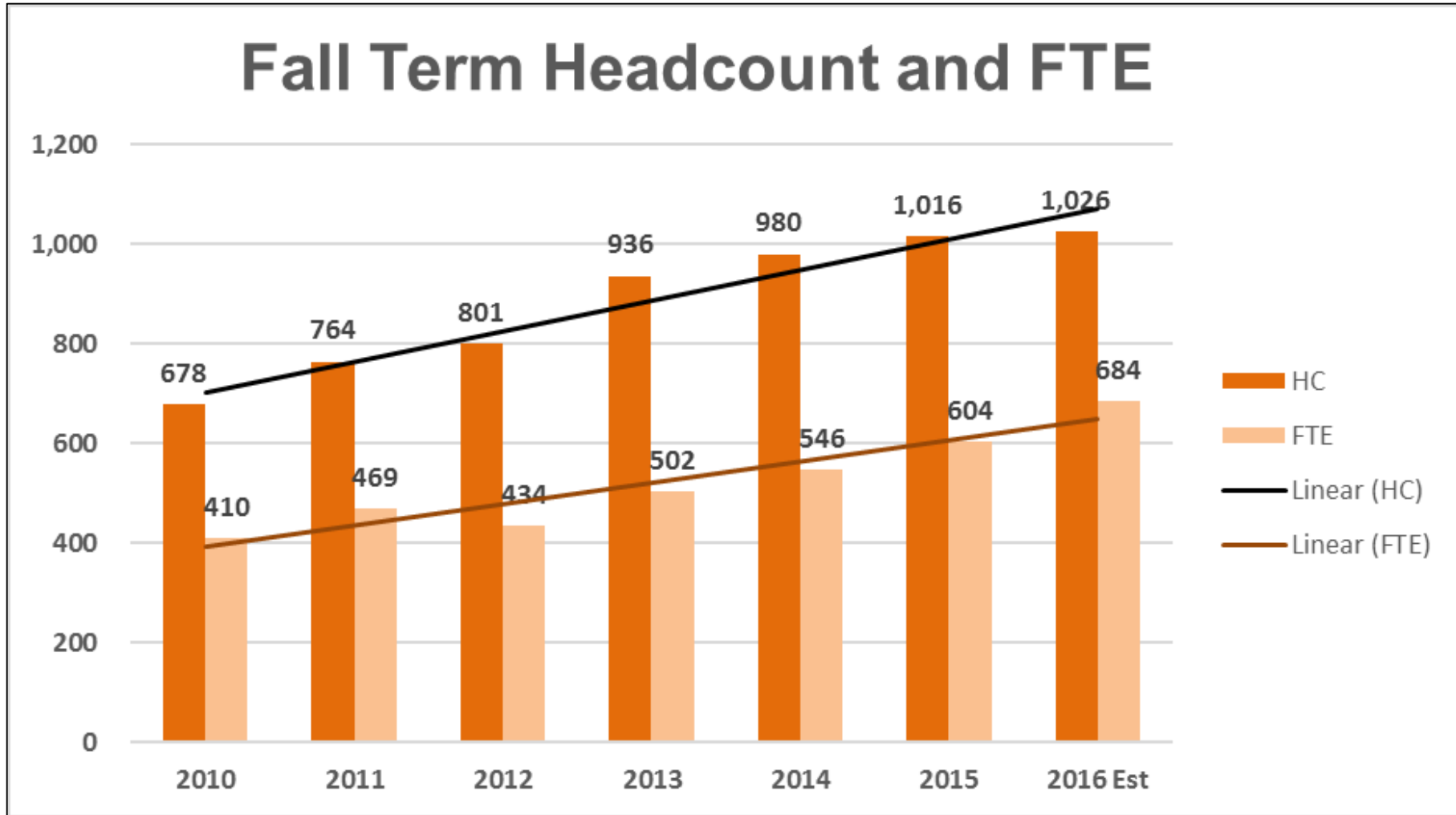
	FY16A	FY17B	FY17F
Revenues	11,877,515	13,223,380	14,303,583
State	5,243,760	5,700,865	5,700,865
Tuition & Fees	7,153,563	8,264,224	8,467,450
Other	69,061	61,200	58,500
Mission Dif True Up	0	0	900,000
Fee Remission	(588,869)	(802,909)	(823,232)
Expenses*	11,812,798	15,136,132	15,237,191
<b>Net</b>	64,717	(1,912,752)	(933,607)
<i>Reserve Funds</i>	2,036,903	124,151	1,103,296

\*Adjusted for accounting transfers to and from capital projects in FY15 and FY16 that net to zero

# OSU-Cascades Revenues

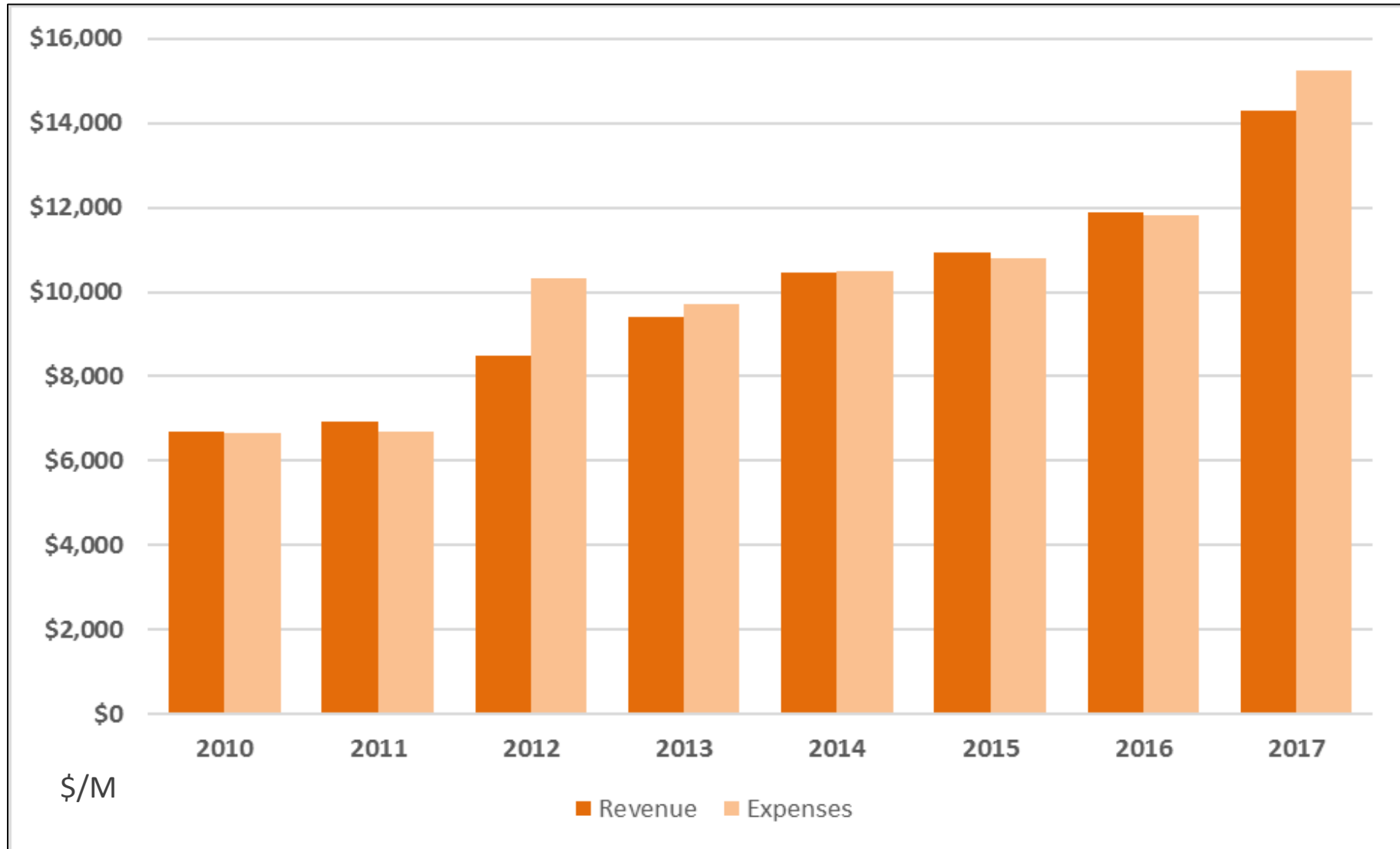


# OSU-Cascades Enrollment

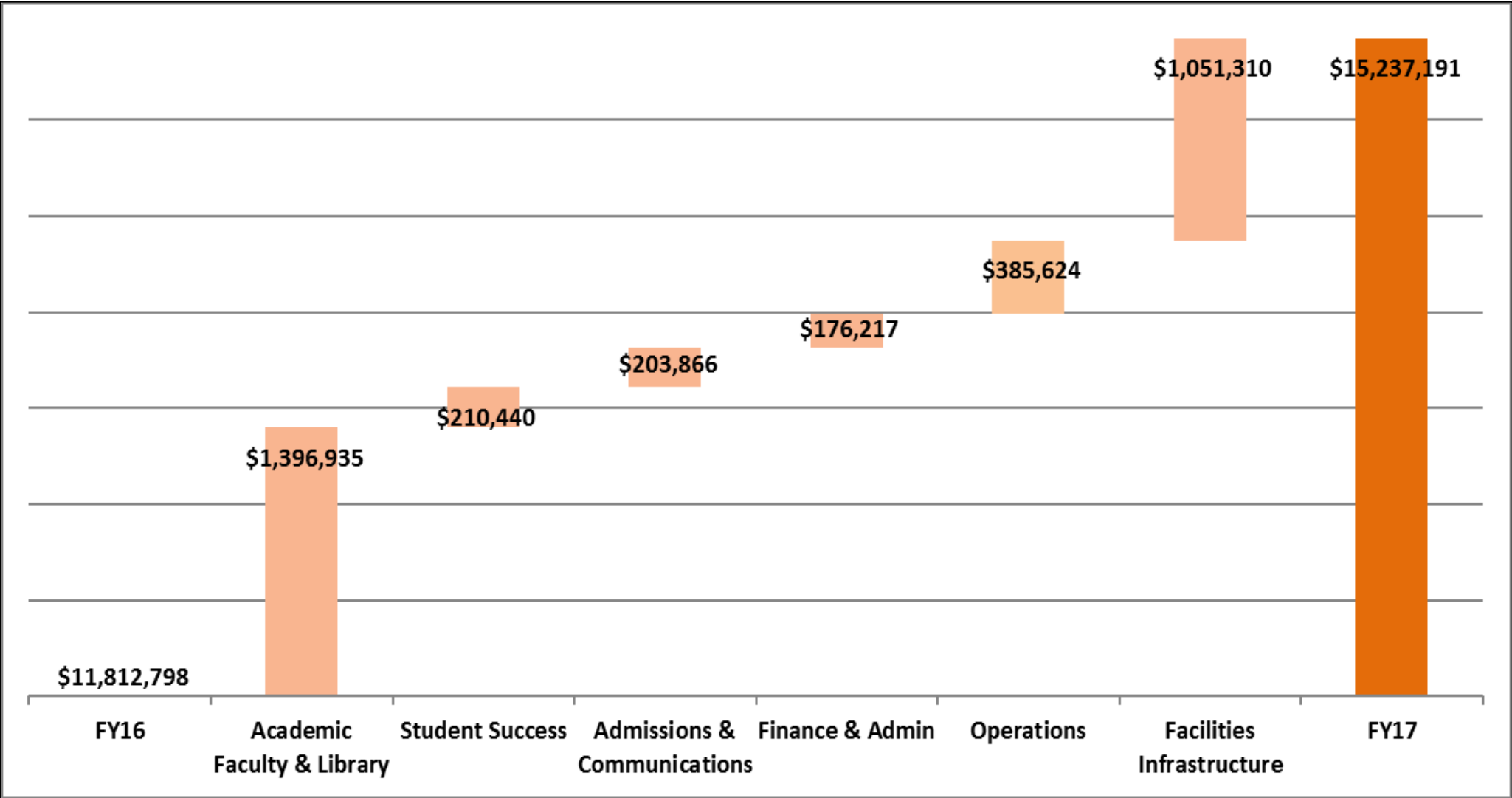


# OSU-Cascades Revenues vs Expenses

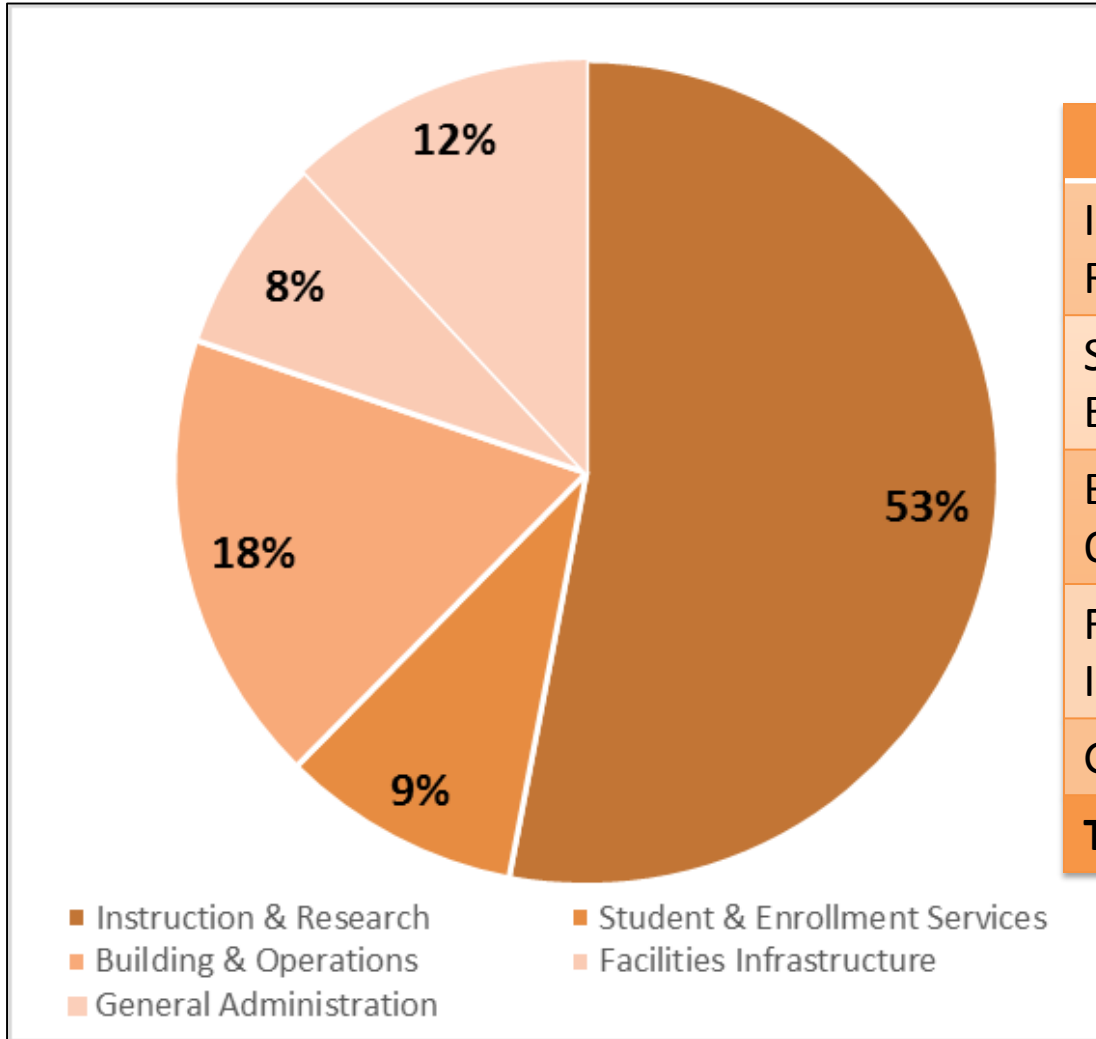
---



# FY17 OSU-Cascades Investments



# FY17 OSU-Cascades Expenses



	FY17
Instruction & Research	8,077,731
Student & Enrollment Services	1,432,087
Building & Operations	2,713,083
Facilities Infrastructure	1,189,560
General Admin.	1,824,729
<b>Total</b>	<b>15,237,191</b>



# Grants

March 16, 2017

# Grants

- Faculty continue to have success with grant funding – FY16 \$1,471,788 in total funding
- OSU-Cascades receives 26% of F&A the following fiscal year, we will receive FY16 funds this fall

Sum of TOTAL_INCOME	Column Labels				
Row Labels	2014	2015	2016	2017	Grand Total
⊕ Biles, Kathy E			\$12,500		\$12,500
⊕ Elston, Julie		\$50,000			\$50,000
⊕ Gess-Newsome, Julie	\$11,836				\$11,836
⊕ Giamellaro, Michael	\$506,128	\$120,000	\$122,071		\$748,199
⊕ Hagen, Chris	\$502,610	\$632,910	\$687,748	\$0	\$1,823,268
⊕ Keys, Susan		\$192,536	\$131,229	\$134,291	\$458,056
⊕ Kothari, Brianne H			\$25,169		\$25,169
⊕ Lindberg, Kreg A	\$157,978			\$126,712	\$284,690
⊕ Lipscomb, Shannon T	\$5,400	\$10,800	\$367,424		\$383,624
⊕ Marino, Elizabeth		\$10,756	\$67,454		\$78,210
⊕ Mote, Philip W		\$5,316			\$5,316
⊕ Platt, Carolyn		\$11,000			\$11,000
⊕ Reese, Ryan F		\$10,650	\$15,342		\$25,992
⊕ Reuter, Ronald J	\$47,052				\$47,052
⊕ Shinderman, Matthew J	\$4,978	\$10,600	\$7,990		\$23,568
⊕ Sparks, Kelly				\$126,041	\$126,041
⊕ Stroud, Daniel	\$50,092				\$50,092
⊕ Weber, Roberta B	\$26,142	\$19,317	\$34,861		\$80,320
Grand Total	\$1,312,216	\$1,073,885	\$1,471,788	\$387,044	\$4,244,933